
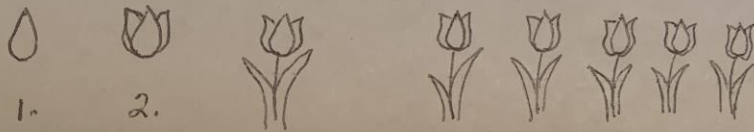


Bunnies ~ Ruby Tobey



1. Draw circles and ovals to form the bunny



1.

2.

Little Tulips

Make A Tulip border

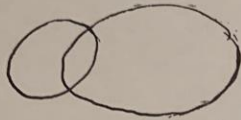


put paint on in the shadow areas -
then blend out from there

Little things:

~ R. Tobey

* Bunny



1. use an egg shape for the body - a smaller egg shape for the head



2. continue drawing with circles and ovals

3.




Shape up the bunny and add features



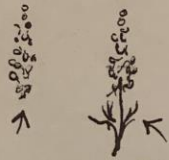
Daisy Chain

1. paint some small flowers using one stroke for each petal
2. add pen work dots for center (or use a yellow center)
3. take a pen and add scrolling or curving lines to connect flowers
4. add one-stroke leaves - some light green - some dark green.

flowers to use with your bunny:



tulip



brush dabs - pen in stems



put them together